Price List

MCB, RCD, SPDs & Distribution Boards

Expanding the Boundaries of Power

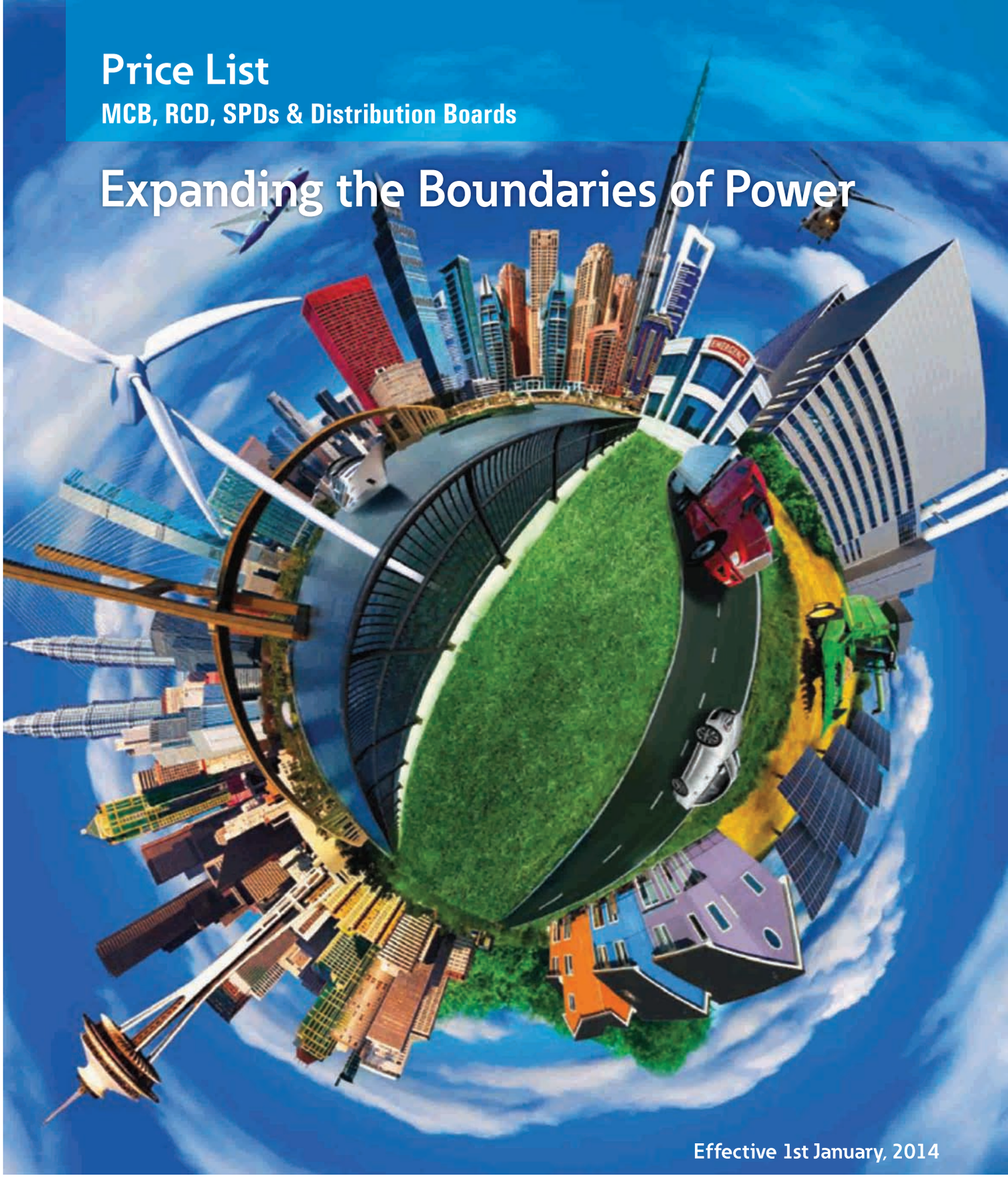

Effective 1st January, 2014

EATON

Powering Business Worldwide

EATON

Powering Business Worldwide

There's a certain energy at Eaton. It's the power of uniting some of the world's most respected names to build a brand you can trust to meet your every power management need. The energy created supports our commitment to powering business worldwide.

From power distribution to power quality and control, Eaton allows you to proactively manage your complete power system by providing electrical solutions that make your applications more reliable, efficient and safe. Visit Eaton.com/electrical.

All of the above are trademarks of Eaton Corporation or its affiliates. Eaton has a license to use the Westinghouse name in Asia Pacific. ©2010 Eaton Corporation..

Eaton and Cooper - united to power more possibilities

Our combined strength enables us to look at the world through a larger lens, to see more possibilities and better opportunities. Enabling you to more efficiently manage energy consumption, increase uptime and lower costs - while keeping personnel, equipment and data safe.

EATON

Powering Business Worldwide

Cooper is part of the Electrical Sector of Eaton, a leader in power management solutions for customers in more than 175 countries worldwide. Cooper has a strong heritage of electrical components and solutions, including Bussmann electrical and electronic fuses; Crouse-Hinds and CEAG explosion-proof electrical equipment; Halo and Metalux lighting fixtures; and Kyle and McGraw-Edison power systems products. These products further enhance Eaton's capability to meet today's most critical electrical power management challenges.

The Eaton Advantage

Miniature Circuit Breaker

3 Position Mounting Clip: Easy & Quick maintenance

- Allows installation & removal of MCB/other modular devices without removing the busbar and other devices



Insulated Sliding Shutter: Safe and Secure termination

- Acts as guide for quick and secure termination
- Makes it impossible for wire to miss the terminal while wiring
- Insulated shutter prevents accidental contact - enhanced safety and system reliability

Contact Position Indicator: Safe to operate, always

- Enables visual indication of true position of main contacts
- Ensure high degree of safety during fault conditions: Welded Main Contact/Dolly Free



Bi Connect Terminals: Ease of wiring

- Allows secure termination of busbars and cables simultaneously
- Looping possible without danger of loose wiring

Remote Operation and automatic resetting

- Remote operation
- Automatic restart in the event of undesired tripping

Unique colour for each rating : Appealing Aesthetics and Easy Identification

- Colour knobs provided for better aesthetics & designer look when mounted inside acrylic door distribution board.
- The rating of MCB installed is easily identifiable by distinctive dolly colours.

EATON

Powering Business Worldwide

Table of Contents

Mniature Circuit Breaker
Type PLSM 1-3
Isolator 4
MCB Changeover 4
Type PLHT 5-6
Type PLHT - V for protection of energy meter 7
Type PLS6 DC 8

RCD type PFIM
Conditionally surge current-proof 250 A, type AC 9
Conditionally surge current-proof 250A, sensitive to pulsating DC, type A 10
Surge Current-proof 3kA, type G (OVE 8601) ≥10ms time delay 10
Surge Current-proof 3kA, sensitive to residual pulsating DC, type G/A (OVE 8601) 11
Surge current-proof 3kA, X-ray application, type R 11
Selective+surge current-proof 5kA, type S 11
Surge Current-proof 5kA, sensitive to redisual pulsating DC, type S/A 11

RCBO type PKNM 10 kA, 1 +N pole
Conditionally surge current-proof 250A, type AC 12
Conditionally surge current-proof 250 A, sensitive to residual pulsating DC, type A 13
Surge current-proof 3kA, type G (OVE E8601) 14

Add-on RCD Unit - PBSM
Conditionally surge-current-proof 250 A, type AC 15
Conditionaly surge-current-proof, 250 A, sensitive to residual pulsating DC, type 15
Surge-current-proof, 3kA, type G (OVE E 8601) 15
Selective and surge current-proof 5kA, type S 15

Add-on RCD Unit - PBHT
Conditionally surge-current-proof 250 A, type AC 16
Sensitive to residual pulsating DC, conditionally surge current-proof 250A..... 16
Selective+surge current-proof 5 kA, type S/A 16

Surge Protection Device (SPD)
SPD Class B 17
SPD Class B, SPI 17
SPD Class B+C 17
SPD Class B+C, SPB 17
SPD Class B+C 18
SP-B+C/.. 18
SPD Class C 19

Accessories for Protective Devices
Auxiliary Switch, Tripping Signal Switch 19
RCD-Tripping Module 19
Sealing Cover Set 20
Shunt Trip Release 20
Undervoltage Release 21
Accessories for residual current protection unit PBHT 21
Remote Control and Automatic Switching Device 21

Distribution Boards
Single Phase 22
Three Phase 22
Three Phase Vertical Distribution Board..... 23
Plug and Socket Distribution Board 23
Three Phase Isolation Distribution Board, Type-D 24
Stainless Steel Distribution Boards 24
Enclosures 24
Consumer Unit 24
Bus Bar 25

Miniature Circuit Breaker

Type PLSM

Specifications

- Rated current: 0.5 A to 63 A
- Rated voltage AC: 230/415V, DC: 48V (per pole)
- Rated breaking capacity:
- 10kA acc. to IEC/EN 60898
- Tripping Characteristics B, C, D
- Meets the requirements of insulation co-ordination, distance between contacts > 4mm, for secure isolation
- Low let-through energy
- Bi connect optionally on load or line
- Device height 80 mm
- Endurance: 20,000 operations
- Full range of accessories: shunt, UV, auxiliary switch, trip contact, remote operator.
- Width: 17.5mm

Rated Current (A)	1P		1 P+ N		2 P		3P		3P+N		4 P	
	Part No. Article No.	Unit MRP	Part No. Article No.	Unit MRP	Part No. Article No.	Unit MRP	Part No. Article No.	Unit MRP	Part No. Article No.	Unit MRP	Part No. Article No.	Unit MRP
B Curve												
1 A	PLSM-B1 242165	585	PLSM-B1/1N 106288	885	PLSM-B1/2 242373	1175	PLSM-B1/3 242442	1765	PLSM-B1/3N 242511	1975	PLSM-B1/4 242580	2055
2 A	PLSM-B2 242168	585	PLSM-B2/1N 106289	885	PLSM-B2/2 242375	1175	PLSM-B2/3 242444	1765	PLSM-B2/3N 242513	1975	PLSM-B2/4 242582	2055
3 A	PLSM-B3 242170	455	PLSM-B3/1N 106300	865	PLSM-B3/2 242379	925	PLSM-B3/3 242448	1405	PLSM-B3/3N 242517	1695	PLSM-B3/4 242586	1975
4 A	PLSM-B4 242172	455	PLSM-B4/1N 106301	865	PLSM-B4/2 242380	925	PLSM-B4/3 242449	1405	PLSM-B4/3N 242518	1695	PLSM-B4/4 242587	1975
5 A	PLSM-B5 242173	455	PLSM-B5/1N 106302	865	PLSM-B5/2 242381	925	PLSM-B5/3 242450	1405	PLSM-B5/3N 242519	1695	PLSM-B5/4 242588	1975
6 A	PLSM-B6 242174	230	PLSM-B6/1N 106288	620	PLSM-B6/2 242373	660	PLSM-B6/3 242442	1070	PLSM-B6/3N 242511	1370	PLSM-B6/4 242580	1420
10 A	PLSM-B10 242176	230	PLSM-B10/1N 106289	620	PLSM-B10/2 242375	660	PLSM-B10/3 242444	1070	PLSM-B10/3N 242513	1370	PLSM-B10/4 242582	1420
16 A	PLSM-B16 242180	230	PLSM-B16/1N 106300	620	PLSM-B16/2 242379	660	PLSM-B16/3 242448	1070	PLSM-B16/3N 242517	1370	PLSM-B16/4 242586	1420
20 A	PLSM-B20 242181	230	PLSM-B20/1N 106301	620	PLSM-B20/2 242380	660	PLSM-B20/3 242449	1070	PLSM-B20/3N 242518	1370	PLSM-B20/4 242587	1420
25 A	PLSM-B25 242182	230	PLSM-B25/1N 106302	620	PLSM-B25/2 242381	660	PLSM-B25/3 242450	1070	PLSM-B25/3N 242519	1370	PLSM-B25/4 242588	1420
32 A	PLSM-B32 242183	245	PLSM-B32/1N 106303	630	PLSM-B32/2 242382	665	PLSM-B32/3 242451	1070	PLSM-B32/3N 242520	1390	PLSM-B32/4 242589	1420
40 A	PLSM-40 242184	475	PLSM-B40/1N 106304	1025	PLSM-B40/2 242383	1070	PLSM-B40/3 242452	1640	PLSM-B40/3N 242521	2030	PLSM-B40/4 242590	2110
50 A	PLSM-B50 242185	605	PLSM-B50/1N 106305	1130	PLSM-B50/2 242384	1265	PLSM-B50/3 242453	1895	PLSM-B50/3N 242522	2385	PLSM-B50/4 242591	2430
63 A	PLSM-B63 242186	605	PLSM-B63/1N 106306	1130	PLSM-B63/2 242385	1265	PLSM-B63/3 242454	1895	PLSM-B63/3N 242523	2385	PLSM-B63/4 242592	2430

■ Normal Stock

Miniature Circuit Breaker

Type PLSM

Rated Current (A)	1P		1 P+ N		2 P		3P		3P+N		4 P	
	Part No. Article No.	Unit MRP	Part No. Article No.	Unit MRP	Part No. Article No.	Unit MRP	Part No. Article No.	Unit MRP	Part No. Article No.	Unit MRP	Part No. Article No.	Unit MRP
C Curve												
1 A	PLSM-C1 242191	585	PLSM-C1/1N 106310	885	PLSM-C1/2 242390	1175	PLSM-C1/3 242459	1765	PLSM-C1/3N 242528	1975	PLSM-C1/4 242597	2055
2A	PLSM-C2 242194	585	PLSM-C2/1N 106312	885	PLSM-C2/2 242393	1175	PLSM-C2/3 242462	1765	PLSM-C2/3N 242531	1975	PLSM-C2/4 242600	2055
3 A	PLSM-C3 242196	455	PLSM-C3/1N 106314	865	PLSM-C3/2 242395	925	PLSM-C3/3 242464	1405	PLSM-C3/3N 242533	1695	PLSM-C3/4 242602	1975
4 A	PLSM-C4 242198	455	PLSM-C4/1N 106315	865	PLSM-C4/2 242397	925	PLSM-C4/3 242466	1405	PLSM-C4/3N 242535	1695	PLSM-C4/4 242604	1975
5 A	PLSM-C5 242199	455	PLSM-C5/1N 106316	865	PLSM-C5/2 242398	925	PLSM-C5/3 242467	1405	PLSM-C5/3N 242536	1695	PLSM-C5/4 242605	1975
6 A	PLSM-C6 ■ 242200	230	PLSM-C6/1N ■ 106317	620	PLSM-C6/2 ■ 242399	660	PLSM-C6/3 ■ 242468	1070	PLSM-C6/3N ■ 242537	1365	PLSM-C6/4 ■ 242606	1420
10 A	PLSM-C10 ■ 242202	230	PLSM-C10/1N ■ 106318	620	PLSM-C10/2 ■ 242401	660	PLSM-C103 ■ 242470	1070	PLSM-C10/3N ■ 242539	1365	PLSM-C10/4 ■ 242608	1420
16A	PLSM-C16 ■ 242206	230	PLSM-C16/1N ■ 106319	620	PLSM-C16/2 ■ 242405	660	PLSM-C16/3 ■ 242474	1070	PLSM-C16/3N ■ 242543	1365	PLSM-C16/4 ■ 242612	1420
20 A	PLSM-C20 ■ 242207	230	PLSM-C20/1N ■ 106320	620	PLSM-C20/2 ■ 242406	660	PLSM-C20/3 ■ 242475	1070	PLSM-C20/3N ■ 242544	1365	PLSM-C20/4 ■ 242613	1420
25 A	PLSM-C25 ■ 242208	230	PLSM-C25/1N ■ 106321	620	PLSM-C25/2 ■ 242407	660	PLSM-C25/3 ■ 242476	1070	PLSM-C25/3N ■ 242545	1365	PLSM-C25/4 ■ 242614	1420
32A	PLSM-C32 ■ 242209	245	PLSM-C32/1N ■ 106322	630	PLSM-C32/2 ■ 242408	665	PLSM-C32/3 ■ 242477	1070	PLSM-C32/3N ■ 242546	1390	PLSM-C32/4 ■ 242615	1425
40 A	PLSM-C40 ■ 242210	475	PLSM-C40/1N ■ 106323	1025	PLSM-C40/2 ■ 242409	1070	PLSM-C40/3 ■ 242478	1640	PLSM-C40/3N ■ 242547	2030	PLSM-C40/4 ■ 242616	2115
50 A	PLSM-C50 ■ 242211	605	PLSM-C50/1N ■ 106324	1130	PLSM-C50/2 ■ 242410	1265	LSM-C50/3 ■ 242479	1895	PLSM-C50/3N ■ 242548	2385	PLSM-C50/4 ■ 242617	2120
63A	PLSM-C63 ■ 242212	605	PLSM-C63/1N ■ 106325	1130	PLSM-C63/2 ■ 242411	1265	PLSM-C63/3 ■ 242480	1895	PLSM-C63/3N ■ 242549	2385	PLSM-C63/4 ■ 242618	2120

■ Normal Stock

Miniature Circuit Breaker

Type PLSM

Rated Current (A)	1P		1 P+ N		2 P		3P		3P+N		4 P	
	Part No. Article No.	Unit MRP	Part No. Article No.	Unit MRP	Part No. Article No.	Unit MRP	Part No. Article No.	Unit MRP	Part No. Article No.	Unit MRP	Part No. Article No.	Unit MRP
D Curve												
1 A	PLSM-D1 242214	615	PLSM-D1/1N 106327	1005	PLSM-D1/2 242413	1235	PLSM-D1/3 242482	1855	PLSM-D1/3N 242551	2075	PLSM-D1/4 242620	2160
2 A	PLSM-D2 242217	615	PLSM-D2/1N 106329	1005	PLSM-D2/2 242416	1235	PLSM-D2/3 242485	1855	PLSM-D2/3N 242554	2075	PLSM-D2/4 242623	2160
3 A	PLSM-D3 242219	485	PLSM-D3/1N 106331	985	PLSM-D3/2 242418	1015	PLSM-D3/3 242487	1560	PLSM-D3/3N 242556	1845	PLSM-D3/4 242625	2020
4 A	PLSM-D4 242221	485	PLSM-D4/1N 106332	985	PLSM-D4/2 242420	1015	PLSM-D4/3 242489	1560	PLSM-D4/3N 242558	1845	PLSM-D4/4 242627	2020
5 A	PLSM-D5 242222	485	PLSM-D5/1N 106333	985	PLSM-D5/2 242421	1015	PLSM-D5/3 242490	1560	PLSM-D5/3N 242559	1845	PLSM-D5/4 242628	2020
6A	PLSM-D6 242223	290	PLSM-D6/1N 106334	655	PLSM-D6/2 242422	695	PLSM-D6/3 242491	1125	PLSM-D6/3N 242560	1490	PLSM-D6/4 242629	1500
10 A	PLSM-D10 242225	290	PLSM-D10/1N 106335	655	PLSM-D10/2 242424	695	PLSM-D10/3 242493	1125	PLSM-D10/3N 242562	1490	PLSM-D10/4 242631	1500
16 A	PLSM-D16 242229	290	PLSM-D16/1N 106336	655	PLSM-D16/2 242428	695	PLSM-D16/3 242497	1125	PLSM-D16/3N 242566	1490	PLSM-D16/4 242635	1500
20 A	PLSM-D20 242230	290	PLSM-D20/1N 106337	655	PLSM-D20/2 242429	695	PLSM-D20/3 242498	1125	PLSM-D20/3N 242567	1490	PLSM-D20/4 242636	1500
25 A	PLSM-D25 242231	290	PLSM-D25/1N 106338	655	PLSM-D25/2 242430	695	PLSM-D25/3 242499	1125	PLSM-D25/3N 242568	1490	PLSM-D25/4 242637	1500
32 A	PLSM-D32 242232	390	PLSM-D32/1N 106339	670	PLSM-D32/2 242431	705	PLSM-D32/3 242500	1130	PLSM-D32/3N 242569	1495	PLSM-D32/4 242638	1510
40 A	PLSM-D40 242233	510	PLSM-D40/1N 106340	1070	PLSM-D40/2 242432	1130	PLSM-D40/3 242501	1755	PLSM-D40/3N 242570	2200	PLSM-D40/4 242639	2215

■ Normal Stock

Isolator

Rated Current (A)	1Pole			2 Pole			3 Pole			4 Pole		
	Part No.	Article No.	Unit MRP	Part No.	Article No.	Unit MRP	Part No.	Article No.	Unit MRP	Part No.	Article No.	Unit MRP
16	IS-16/1	276254	235	IS-16/2	276255	330	IS-16/3	276256	495	IS-16/4	276257	650
20	IS-20/1	276258	240	IS-20/2	276259	320	IS-20/3	276260	465	IS-20/4	276261	540
25	IS-25/1	276262	240	IS-25/2	276263	360	IS-25/3	276264	485	IS-25/4	276265	550
32 ■	IS-32/1	276266	250	IS-32/2	276267	370	IS-32/3	276268	610	IS-32/4	276269	715
40 ■	IS-40/1	276270	280	IS-40/2	276271	395	IS-40/3	276272	680	IS-40/4	276273	890
63 ■	IS-63/1	276274	320	IS-63/2	276275	525	IS-63/3	276276	785	IS-63/4	276277	970
80 ■	IS-80/1	276278	360	IS-80/2	276279	550	IS-80/3	276280	825	IS-80/4	276281	1010
100 ■	IS-100/1	276282	395	IS-100/2	276283	610	IS-100/3	276284	880	IS-100/4	276285	1045
125 ■	IS-125/1	276286	465	IS-125/2	276287	670	IS-125/3	276288	940	IS-125/4	276289	1100

MCB Changeover

Rated Current (A)	2 Pole			4 Pole		
	Part No.	Article No.	Unit MRP	Part No.	Article No.	Unit MRP
25 ■	C/O-25/2 ■	MCO-DP-25	920	C/O-25/4 ■	MCO-FP-25	1585
40 ■	C/O-40/2 ■	MCO-DP-40	1295	C/O-40/4 ■	MCO-FP-40	2420
63	C/O-63/2	MCO-DP-63	1550	C/O-63/4	MCO-FP-63	2670

■ Normal Stock

Type PLHT

Specifications

- Rated current up to 125A
- Rated Voltage AC: 230/415V, DC: 60V (per pole)
- Rated breaking capacity up to 25kA according to IEC/EN 60947-2
- Tripping characteristics B,C, D
- Accessories: shunt trip, auxiliary switch, anti-tamper device.
- Peak with stand voltage U_{imp} 4kV
- Meets the requirements of insulation co-ordination, distance between contacts ≥ 4mm, for secure isolation
- Endurance: 20,000 operations
  Terminal Capacity: 2.5 - 50 mm^2

Rated Current (A)	1P		2 P		3P		3P+N		4 P	
	Part No. Article No.	Unit MRP	Part No. Article No.	Unit MRP	Part No. Article No.	Unit MRP	Part No. Article No.	Unit MRP	Part No. Article No.	Unit MRP
B Curve										
20 A	PLHT-B20 247972	1240	PLHT-B20/2 247998	2510	PLHT-B20/3 248024	3630	PLHT-B20/3N 248050	5655	PLHT-B20/4 248076	5860
25 A	PLHT-B25 247973	1280	PLHT-B25/2 247999	2650	PLHT-B25/3 248025	3939	PLHT-B25/3N 248051	5860	PLHT-B25/4 248077	6155
32 A	PLHT-B32 247974	1355	PLHT-B32/2 248000	2800	PLHT-B32/3 248026	4150	PLHT-B32/3N 248052	6155	PLHT-B32/4 248078	6385
40 A	PLHT-B40 247975	1420	PLHT-B40/2 248001	2930	PLHT-B40/3 248027	4500	PLHT-B40/3N 248053	6385	PLHT-B40/4 248079	6745
50 A	PLHT-B50 247976	1495	PLHT-B50/2 248002	3085	PLHT-B50/3 248028	4735	PLHT-B50/3N 248054	6745	PLHT-B50/4 248080	7130
63 A	PLHT-B63 247977	1565	PLHT-B63/2 248003	3190	PLHT-B63/3 248029	5085	PLHT-B63/3N 248055	7100	PLHT-B63/4 248081	7340
80 A	PLHT-B80 ■ 247978	1700	PLHT-B80/2 248004	3435	PLHT-B80/3 248030	5430	PLHT-B80/3N 248056	7340	PLHT-B80/4 248082	7665
100 A	PLHT-B1001 ■ 247979	1805	PLHT-B100/2 248005	4150	PLHT-B100/3 248031	5645	PLHT-B100/3N 248057	7665	PLHT-B100/4 248083	8100
125 A	PLHT-B125 ■ 247980	2085	PLHT-B125/2 248006	4150	PLHT-B125/3 248032	6170	PLHT-B125/3N 248058	8515	PLHT-B125/4 248084	9045

■ Normal Stock

Type PLHT

Rated Current (A)	1P		2 P		3P		3P+N		4 P	
	Part No. Article No.	Unit MRP	Part No. Article No.	Unit MRP	Part No. Article No.	Unit MRP	Part No. Article No.	Unit MRP	Part No. Article No.	Unit MRP
B Curve										
20 A	PLHT-C20 247981	1235	PLHT-C20/2 248007	2510	PLHT-C20/3 248033	3630	PLHT-C20/3N 248059	5655	PLHT-C20/4 248085	5860
25 A	PLHT-C25 247982	1280	PLHT-C25/2 248008	2650	PLHT-C25/3 248034	3930	PLHT-C25/3N 248060	5860	PLHT-C25/4 248086	6155
32 A	PLHT-C32 247983	1355	PLHT-C32/2 248009	2800	PLHT-C32/3 248035	4150	PLHT-C32/3N 248061	6155	PLHT-C32/4 248087	6350
40 A	PLHT-C40 247984	1420	PLHT-C40/2 248010	2930	PLHT-C40/3 248036	4500	PLHT-C40/3N 248062	6385	PLHT-C40/4 248088	6745
50 A	PLHT-C50 247985	1495	PLHT-C50/2 248011	3085	PLHT-C50/3 248037	4735	PLHT-C50/3N 248063	6745	PLHT-C50/4 248089	7130
63 A	PLHT-C63 247986	1565	PLHT-C63/2 248012	3190	PLHT-C63/3 248038	5085	PLHT-C63/3N 248064	7100	PLHT-C63/4 248090	7340
80 A	PLHT-C80 247987	1700	PLHT-C80/2 248013	3435	PLHT-C80/3 248039	5430	PLHT-C80/3N 248065	7340	PLHT-C80/4 248091	7665
100 A	PLHT-C100 247988	1810	PLHT-C100/2 248014	3610	PLHT-C100/3 248040	5645	PLHT-C100/3N 248066	7665	PLHT-C100/4 248092	8100
125 A	PLHT-C125 247989	2085	PLHT-C125/2 248015	4150	PLHT-C125/3 248041	6170	PLHT-C125/3N 248067	8515	PLHT-C125/4 248093	9050

Rated Current (A)	1P		2 P		3P		3P+N		4 P	
	Part No. Article No.	Unit MRP	Part No. Article No.	Unit MRP	Part No. Article No.	Unit MRP	Part No. Article No.	Unit MRP	Part No. Article No.	Unit MRP
B Curve										
20 A	PLHT-D20 247990	1190	PLHT-D20/2 248016	2420	PLHT-D20/3 248042	3485	PLHT-D20/3N 248068	5420	PLHT-D20/4 248094	5650
25 A	PLHT-D25 247991	1260	PLHT-D25/2 248017	2500	PLHT-D25/3 248043	3735	PLHT-D25/3N 248069	5600	PLHT-D25/4 248095	5890
32 A	PLHT-D32 247992	1325	PLHT-D32/2 248018	2660	PLHT-D32/3 248044	3960	PLHT-D32/3N 248070	5835	PLHT-D32/4 248096	6145
40 A	PLHT-D40 247993	1375	PLHT-D40/2 248019	2775	PLHT-D40/3 248045	4300	PLHT-D40/3N 248071	6045	PLHT-D40/4 248097	6385
50 A	PLHT-D50 247994	1450	PLHT-D50/2 248020	2900	PLHT-D50/3 248046	4480	PLHT-D50/3N 248072	6365	PLHT-D50/4 248098	6725
63 A	PLHT-D63 247995	1510	PLHT-D63/2 248021	3030	PLHT-D63/3 248047	4840	PLHT-D63/3N 248073	6725	PLHT-D63/4 248099	6890
80 A	PLHT-D80 247996	1595	PLHT-D80/2 248022	3360	PLHT-D80/3 248048	5060	PLHT-D80/3N 248074	6930	PLHT-D80/4 248100	7140
100 A	PLHT-D100 247997	1700	PLHT-D100/2 248023	3820	PLHT-D100/3 248049	5420	PLHT-D100/3N 248075	7255	PLHT-D100/4 248101	7700

■ Normal Stock

Type PLHT - V for protection of energy meter

Rated Current (A)	1P		
	Part No.	Article No	Unit MRP
20 A	PLHT-C20-V	248102	1210
25 A	PLHT-C25-V	248103	1230
32 A	PLHT-C32-V	248104	1295
40 A	PLHT-C40-V	248105	1355
50 A	PLHT-C50-V	248106	1425
63 A	PLHT-C63-V	248107	1480

■ Normal Stock

Type PLS6 DC

Specifications

- Rated current up to 50A
- Rated voltage DC: 250V per pole, t=4 ms
- 2 poles connected in series DC: 500V
- Rated breaking capacity 10kA acc. to IEC/EN 60947-2
- Tripping Characteristics C
- Connections as per polarity marking on the product

Rated Current (A)	1Pole			2 Pole		
	Part No.	Article No.	Unit MRP	Part No.	Article No.	Unit MRP
1	PLS6-C1-DC ■	243115	650	PLS6-C1/2-DC ■	243128	1295
2	PLS6-C2-DC ■	243116	650	PLS6-C2/2-DC ■	243129	1295
3	PLS6-C3-DC ■	243117	650	PLS6-C3/2-DC ■	243130	1295
4	PLS6-C4-DC ■	243118	650	PLS6-C4/2-DC ■	243131	1295
6	PLS6-C6-DC ■	243119	445	PLS6-C6/2-DC ■	243132	935
10	PLS6-10-DC ■	243120	445	PLS6-C10/2-DC ■	243133	935
13	PLS6-13-DC ■	243121	445	PLS6-C13/2-DC ■	243134	935
16	PLS6-16-DC ■	243122	445	PLS6-C16/2-DC ■	243135	935
20	PLS6-20-DC ■	243123	445	PLS6-C20/2-DC ■	243136	935
25	PLS6-25-DC ■	243124	445	PLS6-C25/2-DC ■	243137	935
32	PLS6-32-DC ■	243125	450	PLS6-C32/2-DC ■	243138	940
40	PLS6-40-DC ■	243126	725	PLS6-C40/2-DC ■	243139	1285
50	PLS6-50-DC ■	243127	725	PLS6-C50/2-DC ■	243140	1285

■ Normal Stock

PFIM

Specifications

- Design according to IEC/EN 61008
- Rated current: 16-100A
- Rated tripping current: 10,30,100,300,500mA
- Rated voltage: 230/415V, 50 Hz
- Rated short circuit strength: 4-10 kA
- Sensitivity: AC & pulsating DC
- Type: AC, A,G, G/A, R, S, S/A, U,X
- PFIM-U for frequency converter proof applications
- PFIM-X for backup protection
- Contact position flag indicator
- Automatic re-setting possible
- IP 40/IP 54 degree of protection
- Comprehensive range of accessories
- Endurance: 20,000 operation

Conditionally surge current-proof 250 A, type AC

Rating (A)	mA	2 Pole			4 Pole		
		Part No.	Article No.	Unit MRP	Part No.	Article No.	Unit MRP
25	30	PFIM-25/2/003 ■	235390	2390	PFIM-25/4/003 ■	235406	3185
	100	PFIM-25/2/01 ■	235391	2515	PFIM-25/4/01 ■	235407	3265
	300	PFIM-25/2/03 ■	235392	2530	PFIM-25/4/03 ■	235408	3375
	500	PFIM-25/2/05	235393	2590	PFIM-25/4/05	235409	3440
40	30	PFIM-40/2/003 ■	235394	2800	PFIM-40/4/003 ■	235410	3210
	100	PFIM-40/2/01 ■	235395	2915	PFIM-40/4/01 ■	235411	3350
	300	PFIM-40/2/03 ■	235396	2940	PFIM-40/4/03 ■	235412	3370
	500	PFIM-40/2/05	235397	3045	PFIM-40/4/05	235413	3505
63	30	PFIM-63/2/003 ■	235398	3340	PFIM-63/4/003 ■	235414	3720
	100	PFIM-63/2/01 ■	235399	3420	PFIM-63/4/01 ■	235415	3845
	300	PFIM-63/2/03 ■	235400	3475	PFIM-63/4/03 ■	235416	3895
	500	PFIM-63/2/05	235401	3515	PFIM-63/4/05	235417	4050
80	30	PFIM-80/2/003	235402	4955	PFIM-80/4/003	235418	5445
	100	PFIM-80/2/01	235403	5180	PFIM-80/4/01	235419	5610
	300	PFIM-80/2/03	235404	5210	PFIM-80/4/03	235420	6335
	500	PFIM-80/2/05	235405	5260	PFIM-80/4/05	235421	6730
100	30	PFIM-100/2/003	102821	6725	PFIM-100/4/003	102823	7250
	100	PFIM-100/2/01	102874	7140	PFIM-100/4/01	102824	8250
	300	PFIM-100/2/03	102822	7420	PFIM-100/4/03	102825	8250
	500				PFIM-100/4/05	102826	8920

■ Normal Stock

PFIM
Conditionally surge current-proof 250A, sensitive to residual pulsating DC, type A

Rating (A)	mA	2 Pole			4 Pole		
		Part No.	Article No.	Unit MRP	Part No.	Article No.	Unit MRP
16	10	PFIM-16/2/001-A	235422	3510			
	30	PFIM-16/2/003-A	235423	4030			
25	30	PFIM-25/2/003-A	235424	3745	PFIM-25/4/003-A	235435	4095
	100	PFIM-25/2/01-A	235425	3860	PFIM-25/4/01-A	235436	4210
	300	PFIM-25/2/03-A	235426	3980	PFIM-25/4/03-A	235437	4330
	500				PFIM-25/4/05-A	235438	4445
40	30	PFIM-40/2/003-A	235427	4075	PFIM-40/4/003-A	235439	4520
	100	PFIM-40/2/01-A	235428	4155	PFIM-40/4/01-A	235440	4540
	300	PFIM-40/2/03-A	235429	4165	PFIM-40/4/03-A	235441	4575
	500	PFIM-40/2/05-A	235430	4210	PFIM-40/4/05-A	235442	4680
63	30	PFIM-63/2/003-A	235431	4210	PFIM-63/4/003-A	235443	4750
	100	PFIM-63/2/01-A	235432	4330	PFIM-63/4/01-A	235444	4820
	300	PFIM-63/2/03-A	235433	4410	PFIM-63/4/03-A	235445	4880
	500	PFIM-63/2/05-A	235434	4445	PFIM-63/4/05-A	235446	5000
80	30				PFIM-80/4/003-A	235447	5650
	300				PFIM-80/4/03-A	235448	6595
100	30				PFIM-100/4/003-A	102829	7715
	100	PFIM-100/2/01-A	102827	7380	PFIM-100/4/01-A	102870	8720
	300	PFIM-100/2/03-A	102828	7490	PFIM-100/4/03-A	102871	8830
	500				PFIM-100/4/05-A	102872	9500

PFIM
Surge Current-proof 3kA, type G (OVE 8601) ≥10ms time delay

Rating (A)	mA	POLE	Part No.	Artlcle No.	Unit MRP
25	30	2	PFIM-25/2/003-G	235449	2925
	100	2	PFIM-25/2/01-G	235450	3040
40	30	2	PFIM-40/2/003-G	235451	3275
	100	2	PFIM-40/2/01-G	235452	3390
	30	4	PFIM-40/4/003-G	235453	3710
	100	4	PFIM-40/4/01-G	235455	3840
63	30	4	PFIM-63/4/003-G	235456	3980
	100	4	PFIM-63/4/01-G	235458	4095
80	30	4	PFIM-80/4/01-G	104385	4505
100	30	4	PFIM-100/4/003-G	104383	4645
	300	4	PFIM-100/4/03-G	104384	4775

■ Normal Stock

Residual Current Devices

Surge Current-proof 3kA, sensitive to residual pulsating DC, type G/A (OVE 8601)

Rating (A)	m A	4 Pole		
		Part No.	Article No.	Unit MRP
40	30	PFIM-40/4/003-G/A	235454	4775
63	30	PFIM-63/4/003-G/A	235457	5030
100	30	PFIM-100/4/003-G/A	102875	8050
100	300	PFIM-100/4/30-G/A	102873	8945

Surge current-proof 3kA, X-ray application, type R

Rating (A)	m A	4 Pole		
		Part No.	Article No.	Unit MRP
63	30	PFIM-63/4/03-R	235459	5370
100	30	PFIM-100/4/003-R	102876	8280

Selective+surge current-proof 5kA, type S

Rating (A)	m A	Pole	PartNo.	ArticleNo.	Unit MRP
25	30	4	PFIM-25/4/003-S	235463	5590
40	100	2	PFIM-40/2/01-S	235460	5815
40	300	2	PFIM-40/2/03-S	235461	6150
80	100	4	PFIM-80/4/01-S	235473	6600

Surge Current-proof 5kA, sensitive to redisual pulsating DC, type S/A

Rating (A)	m A	4 Pole		
		PartNo.	ArticleNo.	Unit MRP
25	100	PFIM-25/4/01/-S/A	235464	4915
40	100	PFIM-40/4/01-S/A	235467	5055
40	300	PFIM-40/4/03-S/A	235468	5055
63	100	PFIM-63/4/01-S/A	235471	5875
63	300	PFIM-63/4/03-S/A	235472	5875
80	300	PFIM-80/4/03-S/A	235475	6930
100	300	PFIM-100/4/03-S/A	290220	9500

For 125A ratings, please contact Eaton

■ Normal Stock

Type PKNM, 10kA, 1+Npole

Specifications

- Rated breaking capacity: 6kA & 10kA
- Design according to IEC/EN 61009
- Rated current: 2A-40A
- Characteristics: B,C
- Sensitivity: 10, 30, 100, 300mA
- Rated Voltage AC: 230 V, 50 Hz
- Type: AC, A, G, S
- Operational voltage range: 196 - 253 V
- 3 position DIN rail clip, permits easy removal from existing busbar
- Terminal capacity: 1 - 25mm2
- IP 20/40 degree of protection
- Endurance: 20,000 operations

Conditionally surge current-proof 250A, type AC

Rating (A)	m A	Characteristics B			Characteristics C		
		Part No.	Article No.	Unit MRP	Part No.	Article No.	Unit MRP
2	10	PKNM-2/1N/B/001	235926	2660	PKNM-2/1N/C/001	235936	2660
4	10	PKNM-4/1N/B/001	235957	2660	PKNM-4/1N/C/001	235966	2660
6	10	PKNM-6/1N/B/001	236006	2660	PKNM-6/1N/C/001	236016	2660
10	10	PKNM-10/1N/B/001	236066	2660	PKNM-10/1N/C/001	236076	2660
16	10	PKNM-16/1N/B/001	236199	2660	PKNM-16/1N/C/001	236211	2660
2	30	PKNM-2/1N/B/003	235927	2750	PKNM-2/1N/C/003	235937	2750
4	30	PKNM-4/1N/B/003	235956	2750	PKNM-4/1N/C/003	235967	2750
6	30	PKNM-6/1N/B/003	236007	2750	PKNM-6/1N/C/003	236017	2750
10	30	PKNM-10/1N/B/003	236067	2750	PKNM-10/1N/C/003	236077	2750
16	30	PKNM-16/1N/B/003	236200	2750	PKNM-16/1N/C/003	236212	2750
20	30	PKNM-20/1N/B/003	236235	2750	PKNM-20/1N/C/003	236245	2750
25	30	PKNM-25/1N/B/003	236265	2750	PKNM-25/1N/C/003	236275	2750
32	30	PKNM-32/1N/B/003	236295	2980	PKNM-32/1N/C/003	236305	2980
40	30	PKNM-40/1N/B/003	236324	2980	PKNM-40/1N/C/003	236334	3515
2	100	PKNM-2/1N/B/01	235928	2790	PKNM-2/1N/C/01	235938	2790
4	100	PKNM-4/1N/B/01	235958	2790	PKNM-4/1N/C/01	235968	2790
6	100	PKNM-6/1N/B/01	236008	2790	PKNM-6/1N/C/01	236018	2790
10	100	PKNM-10/1N/B/01	236068	2790	PKNM-10/1N/C/01	236078	2790
16	100	PKNM-16/1N/B/01	236201	2790	PKNM-16/1N/C/01	236213	2790
20	100	PKNM-20/1N/B/01	236236	2790	PKNM-20/1N/C/01	236246	2790
25	100	PKNM-25/1N/B/01	236266	2790	PKNM-25/1N/C/01	236276	2790
32	100	PKNM-32/1N/B/01	236296	3065	PKNM-32/1N/C/01	236306	3065
40	100	PKNM-40/1N/B/01	236325	3585	PKNM-40/1N/C/01	236335	3585
2	300	PKNM-2/1N/B/03	235929	2945	PKNM-2/1N/C/03	235939	2945
4	300	PKNM-4/1N/B/03	235959	2945	PKNM-4/1N/C/03	235969	2945
6	300	PKNM-6/1N/B/03	236009	2945	PKNM-6/1N/C/03	236019	2945
10	300	PKNM-10/1N/B/03	236069	2945	PKNM-10/1N/C/03	236079	2945
16	300	PKNM-16/1N/B/03	236202	2945	PKNM-16/1N/C/03	236214	2945
20	300	PKNM-20/1N/B/03	236237	2945	PKNM-20/1N/C/03	236247	2945
25	300	PKNM-25/1N/B/03	236267	2945	PKNM-25/1N/C/03	236277	2945
32	300	PKNM-32/1N/B/03	236297	3085	PKNM-32/1N/C/03	236307	3085
40	300	PKNM-40/1N/B/03	236326	3700	PKNM-40/1N/C/03	236336	3700

■ Normal Stock

Type PKNM, 10kA, 1+N pole
Conditionally surge current-proof 250 A, sensitive to residual pulsating DC, type A

Rating (A)	mA	Part No.	Article No.	Unit MRP	Part No.	Article No.	Unit MRP
		Characteristics B			Characteristics C		
2	10	PKNM-2/1N/B/001-A	235391	3555	PKNM-2/1N/C/001-A	235941	3680
4	10	PKNM-4/1N/B/001-A	235961	3555	PKNM-4/1N/C/001-A	235971	3680
6	10	PKNM-6/1N/B/001-A	236011	3555	PKNM-6/1N/C/001-A	236021	3680
10	10	PKNM-10/1N/B/001-A	236071	3555	PKNM-10/1N/C/001-A	236081	3680
16	10	PKNM-16/1N/B/001-A	236204	3555	PKNM-16/1N/C/001-A	236216	3680
2	30	PKNM-2/1N/B/003-A	235932	3710	PKNM-2/1N/C/003-A	235942	3790
4	30	PKNM-4/1N/B/003-A	235962	3710	PKNM-4/1N/C/003-A	235972	3790
6	30	PKNM-6/1N/B/003-A	236012	3710	PKNM-6/1N/C/003-A	236022	3790
10	30	PKNM-10/1N/B/003-A	236072	3710	PKNM-10/1N/C/003-A	236082	3790
16	30	PKNM-16/1N/B/003-A	236205	3710	PKNM-16/1N/C/003-A	236217	3790
20	30	PKNM-20/1N/B/003-A	236239	3710	PKNM-20/1N/C/003-A	236249	3790
25	30	PKNM-25/1N/B/003-A	236269	3710	PKNM-25/1N/C/003-A	236279	3790
32	30	PKNM-32/1N/B/003-A	236299	3790	PKNM-32/1N/C/003-A	236309	3840
40	30	PKNM-40/1N/B/003-A	236328	4500	PKNM-40/1N/C/003-A	236338	4700
2	100	PKNM-2/1N/B/01-A	235933	3790	PKNM-2/1N/C/01-A	235943	3915
4	100	PKNM-4/1N/B/01-A	235963	3790	PKNM-4/1N/C/01-A	235973	3915
6	100	PKNM-6/1N/B/01-A	236013	3825	PKNM-6/1N/C/01-A	236023	3915
10	100	PKNM-10/1N/B/01-A	236073	3825	PKNM-10/1N/C/01-A	236083	3915
16	100	PKNM-16/1N/B/01-A	236206	3825	PKNM-16/1N/C/01-A	236218	3915
20	100	PKNM-20/1N/B/01-A	236240	3825	PKNM-20/1N/C/01-A	236250	3915
25	100	PKNM-25/1N/B/01-A	236270	3825	PKNM-25/1N/C/01-A	236280	3915
32	100	PKNM-32/1N/B/01-A	236300	3940	PKNM-32/1N/C/01-A	236310	4050
40	100	PKNM-40/1N/B/01-A	236329	4725	PKNM-40/1N/C/01-A	236339	4840
2	300	PKNM-2/1N/B/03-A	235934	4165	PKNM-2/1N/C/03-A	235944	4275
4	300	PKNM-4/1N/B/03-A	235964	4165	PKNM-4/1N/C/03-A	235974	4275
6	300	PKNM-6/1N/B/03-A	236014	4165	PKNM-6/1N/C/03-A	236024	4275
10	300	PKNM-10/1N/B/03-A	236074	4165	PKNM-10/1N/C/03-A	236084	4275
16	300	PKNM-16/1N/B/03-A	236207	4165	PKNM-16/1N/C/03-A	236219	4275
20	300	PKNM-20/1N/B/03-A	236241	4165	PKNM-20/1N/C/03-A	236251	4275
25	300	PKNM-25/1N/B/03-A	236271	4165	PKNM-25/1N/C/03-A	236281	4275
32	300	PKNM-32/1N/B/03-A	236301	4275	PKNM-32/1N/C/03-A	236311	4500
40	300	PKNM-40/1N/B/03-A	236330	4840	PKNM-40/1N/C/03-A	236340	4950

■ Normal Stock

Surge current-proof 3kA, type G (OVE E8601)

Rating (A)	mA	Characteristics B			Characteristics C		
		Part No.	Article No.	Unit MRP	Part No.	Article No.	Unit MRP
16	30	PKNM-16/1N/B/003-G	236209	3285	PKNM-16/1N/C/001-G	236221	3410
20	30	PKNM-20/1N/B/003-G	236243	3285	PKNM-2/1N/C/003-G	236253	3410
25	30	PKNM-25/1N/B/003-G	236273	3285	PKNM-4/1N/C/003-G	236283	3410
32	30	PKNM-32/1N/B/003-G	236303	3670	PKNM-6/1N/C/003-G	236313	3670
40	30	PKNM-40/1N/B/003-G	236332	3925	PKNM-10/1N/C/003-G	236342	4060
16	300	PKNM-16/1N/B/03-G	236210	3670	PKNM-16/1N/C/03-G	236222	3800
20	300	PKNM-20/1N/B/03-G	236244	3670	PKNM-20/1N/C/03-G	236254	3800
25	300	PKNM-25/1N/B/03-G	236274	3670	PKNM-25/1N/C/03-G	236284	3800
32	300	PKNM-32/1N/B/03-G	236304	3925	PKNM-32/1N/C/03-G	236314	4060
40	300	PKNM-40/1N/B/03-G	236333	4320	PKNM-40/1N/C/03-G	236343	4465

■ Normal Stock

Add-on RCD Unit - PBSM

Conditionally surge-current-proof 250 A, type AC

Rating (A)	mA	2 Pole			3 Pole			4 Pole		
		Part No.	Article No.	Unit MRP	Part No.	Article No.	Unit MRP	Part No.	Article No.	Unit MRP
40	30	PBSM-402/003	262323	2130	PBSM-403/003	262537	2260	PBSM-404/003	262568	2420
40	100	PBSM-402/01	262324	2260	PBSM-403/01	262538	2365	PBSM-404/01	262569	2485
40	300	PBSM-402/03	262325	2260	PBSM-403/03	262539	2365	PBSM-404/03	262570	2485
40	500	PBSM-402/05	262326	2260	PBSM-403/05	262541	2365	PBSM-404/05	262571	2485
40	1000	PBSM-402/1	262327	2260	PBSM-403/1	262542	2150	PBSM-404/1	262572	2485
63	30	PBSM-632/003	262426	2365	PBSM-633/003	262556	2420	PBSM-634/003	262590	2500
63	100	PBSM-632/01	262427	2525	PBSM-633/01	262557	2700	PBSM-634/01	262591	2840
63	300	PBSM-632/03	262428	2525	PBSM-633/03	262558	2700	PBSM-634/03	262592	2840
63	500	PBSM-632/05	262429	2525	PBSM-633/05	262559	2700	PBSM-634/05	262595	2840
63	1000	PBSM-632/1	262431	2525	PBSM-633/1	262560	2700	PBSM-634/1	262596	2840

Conditionaly surge-current-proof, 250 A, sensitive to residual pulsating DC, type

Rating (A)	mA	2 Pole			3 Pole			4 Pole		
		Part No.	Article No.	Unit MRP	Part No.	Article No.	Unit MRP	Part No.	Article No.	Unit MRP
40	30	PBSM-402/003-A	262328	2450	PBSM-403/003-A	262543	2635	PBSM-404/003-A	262573	2815
40	100	PBSM-402/01-A	262329	2690	PBSM-403/01-A	262544	2795	PBSM-404/01-A	262574	2900
40	30	PBSM-402/03-A	262420	2690	PBSM-403/03-A	262545	2795	PBSM-404/03-A	262575	2900
40	1000	PBSM-402/1-A	262421	2690	PBSM-403/1-A	262546	2795	PBSM-404/1-A	262576	2900
63	30	PBSM-632/003-A	262530	2830	PBSM-633/003-A	262561	2925	PBSM-634/003-A	262597	3065
63	100	PBSM-632/01-A	262531	3010	PBSM-633/01-A	262562	3195	PBSM-634/01-A	262598	3440
63	300	PBSM-632/03-A	262532	3010	PBSM-633/03-A	262563	3195	PBSM-634/03-A	262600	3440
63	1000	PBSM-632/1-A	262533	3010	PBSM-633/1-A	262564	3195	PBSM-634/1-A	262602	3440

Surge-current-proof, 3kA, typeG (OVE E 8601)

Rating (A)	mA	2 Pole			3 Pole			4 Pole		
		Part No.	Article No.	Unit MRP	Part No.	Article No.	Unit MRP	Part No.	Article No.	Unit MRP
40	30	PBSM-402/003-G	262422	2700	PBSM-403/003-G	262552	3150	PBSM-404/003-G	262577	3375

Selective and surge current-proof 5kA, type S

Rating (A)	mA	2 Pole			3 Pole			4 Pole		
		Part No.	Article No.	Unit MRP	Part No.	Article No.	Unit MRP	Part No.	Article No.	Unit MRP
40	100	PBSM-402/01-S	262423	3225	PBSM-403/01-S	262553	3280	PBSM-404/01-S	262586	3345
	300	PBSM-402/03-S	262424	3225	PBSM-403/03-S	262554	3280	PBSM-404/03-S	262587	3345
	1000	PBSM-402/1-S	262425	3225	PBSM-403/1-S	262555	3280	PBSM-404/1-S	262588	3345
63	100	PBSM-632/01-S	262534	3345	PBSM-633/01-S	262565	3400	PBSM-634/01-S	262603	3460
	300	PBSM-632/03-S	262535	3345	PBSM-633/03-S	262566	3400	PBSM-634/03-S	262605	3460
	1000	PBSM-632/1-S	262536	3345	PBSM-633/1-S	262567	3400	PBSM-634/1-S	262607	3460

■ Normal Stock

Add-on RCD Unit - PBHT

Conditionally surge-current-proof 250 A, type AC

Rating (A)	m A	2 Pole			4 Pole		
		Part No.	Article No.	Unit MRP	Part No.	Article No.	Unit MRP
80	30	PBHT-80/2/003	248818	4730	PBHT-80/4/003	248826	6500
80	300	PBHT-80/2/03	248820	4410	PBHT-80/4/03	248828	6500
80	500	PBHT-80/2/05	248822	4410	PBHT-80/4/05	248831	6500
80	1000	PBHT-80/2/1	248824	4410	PBHT-80/4/1	248834	6500
125	30	PBHT-125/2/003	248799	5215	PBHT-125/4/003	248807	7795
125	300	PBHT-125/2/03	248801	5215	PBHT-125/4/03	248809	7795
125	500	PBHT-125/2/05	248803	5215	PBHT-125/4/05	248812	7795
125	1000	PBHT-125/2/1	248805	5215	PBHT-125/4/1	248815	7795

Sensitive to residual pulsating DC, conditionally surge current-proof 250A

Rating (A)	m A	2 Pole			4 Pole		
		Part No.	Article No.	Unit MRP	Part No.	Article No.	Unit MRP
80	30	PBHT-80/2/003-A	248819	4730	PBHT-80/4/003-A	248827	6645
80	300	PBHT-80/2/03-A	248821	4655	PBHT-80/4/03-A	248829	6320
80	500	PBHT-80/2/05-A	248823	4655	PBHT-80/4/05-A	248832	6320
80	1000	PBHT-80/2/1-A	248825	4655	PBHT-80/4/1-A	248835	6320
125	30	PBHT-125/2/003-A	248800	5590	PBHT-125/4/003-A	248808	7900
125	300	PBHT-125/2/03-A	248802	4945	PBHT-125/4/03-A	248810	7525
125	500	PBHT-125/2/05-A	248804	4945	PBHT-125/4/05-A	248813	7525
125	1000	PBHT-125/2/1-A	248806	4945	PBHT-125/4/1-A	248816	7525

Selective+surge current-proof 5 kA, type S/A

Rating (A)	mA	Part No.	Artlcle No.	Unit MRP
80	300	PBHT-80/4/03-S/A	248830	7280
80	500	PBHT-80/4/05-S/A	248833	7280
80	1000	PBHT-80/4/1-S/A	248836	7280
125	300	PBHT-125/4/03-S/A	248811	8535
125	500	PBHT-125/4/05-S/A	248814	8535
125	1000	PBHT-125/4/1-S/A	248817	8535

■ Normal Stock

Surge Protection Device (SPD)

Specifications

- Standards : IEC 60364-5-53 Clause 534
- Individual components can be replaced without disconnection
- Classes : B, C, B+C (Combined Arrester), D
- Degree of protection (Built in) IP 20 (IP 40)
- Responding time : B-<100ns., C,B+C, D -< 25ns.
- Impulse current range: 12.5kA - 100kA
- Power feed optionally from above or below
- Lighting current arrester + Surge arrester sets
: B+C sets (Combines the function of class B & Class C in single device

SPD Class B

Impulse Current limp (10/350) s		Part No.	Article	Unit MRP
Lightning current arresters SPI **• No decoupling necessary, if arrester class C with Uc = 460 V are used for combination**				
35kA	L - (PE)N	SPI-35/440	263137	15950
50kA	N - PE	SPI-50/NPE	263138	12825
100kA	N - PE	SPI-100/NPE	263139	12875

Lightning current arrester Sets, Lightning protection classes I, II, III, IV

SPD Class B, SPI

Description		Part No.	Article	Unit MRP
TN-C-Set	3-pole	SPI-35/440/3	267487	51165
TN-S/TT-Set	3+1-pole	SPI-3+1	267488	67085

SPD Class B+C

Impulse Current limp (10/350)s		Part No.	Article	Unit MRP
Lightning current arrester - surge arrester SPB				
12,5kA	L - (PE) N	SPBT12 - 280/1	158306	7285
100kA	N - PE	SPBT12 - NPE100	158307	21105

Lightning current arrester - surge arrester Sets, Lightning protection classes III, IV

SPD Class B+C, SPB

Description		Part No.	Article	Unit MRP
Without remote indication				
TN-S/TT-Set	1+1-pole	SPBT12-280-1+NPE	158308	4895
TN-S-Set	2-pole	SPBT12-280/2	158309	7925
TN-C-Set	3-pole	SPBT12-280/3	158330	7925
TN-S-Set	4-pole	SPBT12-280/4	158331	8985
TN-S/TT-Set	3+1-pole	SPBT12-280-3+NPE	158332	4895
TN-S/TT-Set	3+1-pole	SPBT12-280-3+NPE/BB	158333	4895
With remote indication				
TN-S/TT-Set	1+1-pole	SPBT12-280-1+NPE-AX	158334	10195
TN-S/TT-Set	3+1-pole	SPBT12-280-3+NPE-AX	158335	10195
Accessories				
Auxiliary Switch for SPBT12-280		ASAUXSC-SPM	131785	
Busbar		ZV-KSBI...		

Lightning current arrester - surge arrester Sets, Lightning protection classes I, II, III, IV

SPD Class B+C, SP-B+C/..

Description		Part No.	Article	Unit MRP
TN-C-Set	3-pole	SP-B+C/3	267489	46580
TN-S/TT-Set	3+1-pole	SP-B+C/3+1	267510	61795

■ Normal Stock

Surge Protection Device (SPD)

SPD Class C

SG13109

SPCT2-280

Plug-in surge arrester SPCT2
Insert 1-pole

Insert 75VAC	20kA	SPCT2-075	167577	1615
Insert 130VAC	20kA	SPCT2-130	167582	1615
Insert 175VAC	20kA	SPCT2-175	167587	1615
Insert 280VAC	20kA	SPCT2-280	167592	1615
Insert 335VAC	20kA	SPCT2-335	167597	1615
Insert 385VAC	20kA	SPCT2-385	167602	1615
Insert 460VAC	20kA	SPCT2-460	167607	1615
Insert 580VAC	20kA	SPCT2-580	167612	1615
Insert 260VAC	30kA	SPCT2-NPE60	167617	2775

New

SG50112

SPCT2-280/3

Plug-in surge arrester SPCT2, 1- to 4-pole
Complete (2- and multi-pole surge arresters are supplied with busbar)

1-pole	75VAC	20kA	SPCT2-075/1	167578	1785
1-pole	130VAC	20kA	SPCT2-130/1	167583	1785
1-pole	175VAC	20kA	SPCT2-175/1	167588	1785
1-pole	280VAC	20kA	SPCT2-280/1	167593	1785
1-pole	335VAC	20kA	SPCT2-335/1	167598	1785
1-pole	385VAC	20kA	SPCT2-385/1	167603	1785
1-pole	460VAC	20kA	SPCT2-460/1	167608	1785
1-pole	580VAC	20kA	SPCT2-580/1	167613	1785
1+N	260VAC	30kA	SPCT2-NPE60/1	167618	3075
2-pole	75VAC	2x20kA	SPCT2-075/2	167579	3475
2-pole	130VAC	2x20kA	SPCT2-130/2	167584	3475
2-pole	175VAC	2x20kA	SPCT2-175/2	167589	3475
2-pole	280VAC	2x20kA	SPCT2-280/2	167594	3475
2-pole	335VAC	2x20kA	SPCT2-335/2	167599	3475
2-pole	385VAC	2x20kA	SPCT2-385/2	167604	3475
2-pole	460VAC	2x20kA	SPCT2-460/2	167609	3475
2-pole	580VAC	2x20kA	SPCT2-580/2	167614	3475
3-pole	75VAC	3x20kA	SPCT2-075/3	167580	5090
3-pole	130VAC	3x20kA	SPCT2-130/3	167585	5090
3-pole	175VAC	3x20kA	SPCT2-175/3	167590	5090
3-pole	280VAC	3x20kA	SPCT2-280/3	167595	5090
3-pole	335VAC	3x20kA	SPCT2-335/3	167600	5090
3-pole	385VAC	3x20kA	SPCT2-385/3	167605	5090
3-pole	460VAC	3x20kA	SPCT2-460/3	167610	5090
3-pole	580VAC	3x20kA	SPCT2-580/3	167615	5090
4-pole	75VAC	4x20kA	SPCT2-075/4	167581	6645
4-pole	130VAC	4x20kA	SPCT2-130/4	167586	6645
4-pole	175VAC	4x20kA	SPCT2-175/4	167591	6645
4-pole	280VAC	4x20kA	SPCT2-280/4	167596	6645
4-pole	335VAC	4x20kA	SPCT2-335/4	167601	6645
4-pole	385VAC	4x20kA	SPCT2-385/4	167606	6645
4-pole	460VAC	4x20kA	SPCT2-460/4	167611	6645
4-pole	580VAC	4x20kA	SPCT2-580/4	167616	6645
1+N	280VAC	20kA	SPCT2-280-1+NPE	167619	4595
1+N	335VAC	20kA	SPCT2-335-1+NPE	167621	4595
1+N	385VAC	20kA	SPCT2-385-1+NPE	167623	4825
1+N	460VAC	20kA	SPCT2-460-1+NPE	167625	4920
1+N	580VAC	20kA	SPCT2-580-1+NPE	167627	5090
3+N	280VAC	20kA	SPCT2-280-3+NPE	167620	7595
3+N	335VAC	20kA	SPCT2-335-3+NPE	167622	7595
3+N	385VAC	20kA	SPCT2-385-3+NPE	167624	7935
3+N	460VAC	20kA	SPCT2-460-3+NPE	167626	8125
3+N	580VAC	20kA	SPCT2-580-3+NPE	167628	8390
3+N/BB	280VAC	3x20kA	SPCT2-280-3+NPE/BB	167629	8885
3+N/BB	335VAC	3x20kA	SPCT2-335-3+NPE/BB	167630	8885
3+N/BB	385VAC	3x20kA	SPCT2-385-3+NPE/BB	167631	9300
3+N/BB	460VAC	3x20kA	SPCT2-460-3+NPE/BB	167632	9510

New

■ Normal Stock

Protective Devices

Manual Motor Starter Z-MS

SG09911

SG09811

Poles	Setting Range (A)	Type Designation	Article No.	MRP
2	0.10 - 0.16	Z-MS-0,16/2	248389	935
2	0.16 - 0.25	Z-MS-0,25/2	248390	935
2	0.25 - 0.40	Z-MS-0,4/2	248391	935
2	0.40 - 0.63	Z-MS-0,63/2	248392	990
2	0.63 - 1.00	Z-MS-1/2	248393	990
2	1.00 - 1.60	Z-MS-1,6/2	248394	1035
2	1.60 - 2.50	Z-MS-2,5/2	248395	1035
2	2.50 - 4,00	Z-MS-4/2	248396	1100
2	4.00 - 6,30	Z-MS-6,3/2	248397	1100
2	6.30 - 10.0	Z-MS-10/2	248398	1160
2	10.0 - 16.0	Z-MS-16/2	248399	1215
2	16.0 - 25.0	Z-MS-25/2	248400	1275
2	25.0 - 40.0	Z-MS-40/2	248401	1390
3	0.10 - 0.16	Z-MS-0,16/3	248402	1275
3	0.16 - 0.25	Z-MS-0,25/3	248403	1275
3	0.25 - 0.40	Z-MS-0,4/3	248404	1275
3	0.40 - 0.63	Z-MS-0,63/3	248405	1325
3	0.63 - 1.00	Z-MS-1/3	248406	1325
3	1.00 - 1.60	Z-MS-1,6/3	248407	1390
3	1.60 - 2.50	Z-MS-2,5/3	248408	1390
3	2.50 - 4.00	Z-MS-4/3	248409	1440
3	4.00 - 6.30	Z-MS-6,3/3	248410	1440
3	6.30 - 10.0	Z-MS-10/3	248411	1505
3	10.0 - 16.0	Z-MS-16/3	248412	1555
3	16.0 - 25.0	Z-MS-25/3	248413	1615
3	25.0 - 40.0	Z-MS-40/3	248414	1730

Power Limiter Z - TS

SG09611

SG09711

Rated Curr. I_n (A) / Setting Range (A)		Type Designation	Article No.	MRP
1-pole, 230 V~				
20	13-20	Z-TS20/1	266850	Price on Request
25	16-25	Z-TS25/1	266852	
32	20-32	Z-TS32/1	266853	
40	25-40	Z-TS40/1	266854	
50	40-50	Z-TS50/1	266855	
63	50-63	Z-TS63/1	266856	
3-pole, 400 V~				
20	13-20	Z-TS20/3	266857	Price on Request
25	16-25	Z-TS25/3	266858	
32	20-32	Z-TS32/3	266859	
40	25-40	Z-TS40/3	266860	
50	40-50	Z-TS50/3	266861	
63	50-63	Z-TS63/3	266862	

■ Normal Stock

Accessories for Protective Devices

Auxiliary Switch ZP-AHK, ZP-IHK, ZP-WHK; Tripping Signal Switch ZP-NHK
Design: for Snapping

For Protective Device / Function		Part No.	Article No.	Unit MRP
PLS..., PKN...	1NO+1NC	ZP-IHK	286052	650
PLS..., PKN...	1CO	ZP-WHK	286053	650
PLS..., PKN...	2CO	ZP-NHK	248437	685

PLHT, PLHT-V

Rated Current In	Part No.	Article No.	Unit MRP
Shunt Trip release,Shunt Trip Release Kit			
110-415/Shunt Trip Release	Z-LHASA/230	248442	1615
12-60/Shunt Trip Release	Z-LHASA/24	248441	1615
110-415/Shunt Trip Release Kit	Z-BHASA/230	248445	1750
12-60/Shunt Trip Release Kit	Z-BHASA/24	248444	1750
Auxiliary Switch			
Function 1NO+1 NC	Z-LHK	248440	600

PLHT-V

Rated Current In	Part No.	Article No.	Unit MRP
Tripping Interlock	LH-SPE	215999	2350
Switchoff Interlock	LH-SPA	216000	2350
Busbar block 35mm square	Z-SV-35/PLHT-V	264939	7950
Neutral Disconnector	Z-NTS	248443	625

Auxiliary Switch Z-HK, Z-AHK, Z-HD: Tripping Signal Switch Z-NHK
Design: for Screwing

For Protective Device / Function		Part No.	Article No.	Unit MRP
PFIM	1NO+1NC	Z-HK	248432	835
PLS...	1NO+1NC	Z-AHK	248433	835
PLS...	2CO	Z-NHK	248434	625

RCD-Tripping Module Z-.FAM

For Protective Device / Function	Part No.	Article No.	Unit MRP
PFIM	Z-FAM	248293	605
PKNM	Z-KAM	248294	685

■ Normal Stock

Accessories for Protective Devices

Sealing Cover Set Z-RC/AK for PFIM, PFR

Pole	Part No.	Article No.	Unit MRP
2-pole	Z-RC/AK-2TE	285385	60
4-pole	Z-RC/AK-4TE	101062	70

Shunt Trip Release ZP-ASA

For Protective Device / Function	Part No.	Article No.	Unit MRP
12-60	ZP-ASA/24	248438	1675
110-220	ZP-ASA/230	248439	1675

Undervoltage Release Z-USA, Z-USD

Operational Voltage Range (V~)	Part No.	Article No.	Unit MRP
115 non-delayed	Z-USA/115	248288	2375
230 non-delayed	Z-USA/230	248289	2375
400 non-delayed	Z-USA/400	248290	2885
115 delayed 0.4s	Z-USD/115	248292	2375
230 delayed 0.4s	Z-USD/230	248291	2885

Accessories for residual current protection unit PBHT

Operational Voltage Range (V~)	Part No.	Article No.	Unit MRP
110-415	Z-BHASA/230	248445	1500
12-60	Z-BHASA/24	248444	1500

Remote Control and Automatic Switching Device Z-FW

Function	Part No.	Article No.	Unit MRP
Automatic restarting 230VAC	Z-FW-LP	248296	14785
Automatic restarting 24-48VDC	Z-FW-LPD	265244	20650
Remote control ON/OFF/TEST	Z-FW-MO	284730	5300
Pre-mounted sets Z-FW, Set consisting of automatic switching device Z-FW-LP. and switching module Z-FW-MO			
230 VAC	Z-FW-LP/MO	290171	19345
48 VDC	Z-FW-LPD/MO	290172	25790
Remote Testing Module Z-FW (for Z-FW-LP./MO set use only)			
0,01 A	Z-FW/001	248297	475
0,03 A	Z-FW/003	248298	475
0,1 A	Z-FW/010	248299	475
0,3 A	Z-FW/030	248300	475
0,5 A	Z-FW/050	248301	475

■ Normal Stock

Distribution Boards (M Series)

Specifications

- Application standard
  BS EN: 60439-3/ EN: 50298/IS 13032 : 91
- Sheet steel construction powder coated to RAL : 7035
- IP 42 degree of protection for double door & IP 20 for single door
- Aesthetically designed distribution boards that blends with all interior
- Optimized dimensions with ample wiring space
- Incoming options: Isolator, RCD, RCBO. MCCB for direct connections or Isolator with RCCB in one line
- Provided with Earth Bar Neutral Bar & DIN Channel
- Adequate numbers of knockouts, detachable plates of various sizes are provided both at the top and the bottom to enable easy installation and connection of conduits of all sizes.
- Single piece copper busbar to eliminate potential hotspots
- Door earthing to ensure total safety
- Single Phase with 125A Busbar
- Three Phase with 250A Busbar

Single Phase, Type - A

Way	Part No.	Unit MRP
	Single Door	
4	MRHSPNSD04	785
6	MRHSPNSD06	865
8	MRHSPNSD08	970
12	MRHSPNSD12	1160
16	MRHSPNSD16	1575

Way	Part No.	Unit MRP
	Double Door	
4	MRHSPNDD04	1155
6	MRHSPNDD06	1215
8	MRHSPNDD08	1390
12	MRHSPNDD12	1690
16	MRHSPNDD16	2100

Way	Part No.	Unit MRP
	Double Door Acrylic	
4	MAHSPNDD04	1260
6	MAHSPNDD06	1380
8	MAHSPNDD08	1500
12	MAHSPNDD12	1815
16	MAHSPNDD16	2240

Three Phase, Type - B

Way	Part No.	Unit MRP
	Single Door	
4	MRHTPNSD04 ■	2090
6	MRHTPNSD06 ■	2605
8	MRHTPNSD08 ■	3100
12	MRHTPNSD12 ■	4530

Way	Part No.	Unit MRP
	Double Door	
4	MRHTPNDD04 ■	2750
6	MRHTPNDD06 ■	3410
8	MRHTPNDD08 ■	4090
12	MRHTPNDD12 ■	6228

Way	Part No.	Unit MRP
	Double Door Acrylic	
4	MAHTPNDD04	3140
6	MAHTPNDD06	3890
8	MAHTPNDD08	4630
12	MAHTPNDD12	7040

■ Normal Stock

Three Phase Vertical Distribution Board, Type-C

Incomer: MCB/Isolator/RCD/RCBO

Way	Part No.	Unit MRP	Way	Part No.	Unit MRP
	Single Door			Double Door	
4	MRVTPNSD04 ■	5940	4	MRVTPNDD04 ■	6840
6	MRVTPNSD06 ■	6475	6	MRVTPNDD06 ■	7315
8	MRVTPNSD08 ■	7315	8	MRVTPNDD08 ■	7735
12	MRVTPNSD12 ■	10560	12	MRVTPNDD12 ■	11625

Way	Part No.	Unit MRP
	Double Door Acrylic	
4	MAVTPNDD04	7800
6	MAVTPNDD06	8665
8	MAVTPNDD08	9750
12	MAVTPNDD12	13000

Incomer: MCCB 125A

Way	Part No.	Unit MRP	Way	Part No.	Unit MRP
	Single Door			Double Door	
4	MRVTPNSD04M ■	5995	4	MRVTPNDD04M ■	6935
6	MRVTPNSD06M ■	6560	6	MRVTPNDD06M ■	7850
8	MRVTPNSD08M ■	7420	8	MRVTPNDD08M ■	9675
12	MRVTPNSD12M ■	10645	12	MRVTPNDD12M ■	12360

Way	Part No.	Unit MRP
	Double Door Acrylic	
4	MAVTPNDD04M	7850
6	MAVTPNDD06M	8760
8	MAVTPNDD08M	10750
12	MAVTPNDD12M	14300

Plug and Socket Distribution Board

Rating	Part No.	Unit MRP	Rating	Part No.	Unit MRP
	Single Phase			Three Phase	
10 A	MRPSM1P10 ■	1110	20 A	MRPSM3P20 ■	1950
20 A	MRPSM1P20 ■	1195	32 A	MRPSM3P30 ■	2260

■ Normal Stock

Distribution Boards

Three Phase Isolation Distribution Board, Type-D

Way	Part No.	Unit MRP
Single Door - Per Phase Isolation		
2+4	MRHPPISD04	3790
2+6	MRHPPISD06	4330
2+8	MRHPPISD08	4980
2+10	MRHPPISD10	5850
2+12	MRHPPISD12	6710

Way	Part No.	Unit MRP
Double Door - Per Phase Isolation		
2+4	MRHPPIDD04	4875
2+6	MRHPPIDD06	5095
2+8	MRHPPIDD08	6070
2+10	MRHPPIDD10	7040
2+12	MRHPPIDD12	8115

Way	Part No.	Unit MRP
Double Door Acrylic - Per Phase Isolation		
2+4	MAHPPIDD04	5425
2+6	MAHPPIDD06	5755
2+8	MAHPPIDD08	6815
2+10	MAHPPIDD10	7910
2+12	MAHPPIDD12	9340

Stainless Steel Distribution Boards

Way	Part No.	Unit MRP
Double Door - Single Phase & Neutral		
4	MSHSPNDD04	1295
6	MSHSPNSDD06	1585
8	MSHSPNSDD08	1730
12	MSHSPNSDD12	2330
16	MSHSPNSDD16	2810

Way	Part No.	Unit MRP
Double Door - Three Phase & Neutral		
4	MSHTPNDD04	3700
6	MSHTPNDD06	4715
8	MSHTPNDD08	5755
12	MSHTPNDD12	8015

Enclosures, Type-E

Way	Part No.	Unit MRP
Metal Enclosure		
1/2	MRME02 ■	370
3/4	MRME04 ■	390

Way	Part No.	Unit MRP
Plastic Enclosure		
2	MRPE02 ■	120
4	MRPE04 ■	165

Consumer Unit

Way	Part No.	Unit MRP
Metal Enclosure		
2+4	MAHSPNCU04 ■	1295
2+6	MAHSPNCU06 ■	1585
2+8	MAHSPNCU08 ■	1730
2+10	MAHSPNCU10 ■	2330
2+12	MAHSPNCU12 ■	2810

■ Normal Stock

Single Phase Distribution Board
Type A

Function	Part No.	Artcile No.	Unit MRP (Rs.)
Busbar block (Fork) Z-GV for PLSM, PKNM, PFIM (without Auxiliary Switch), Delivered with end caps			
10 mm2 Rated current 63 A			
3-phases 6x PKNM	Z-GV-10/3P-4TE/17	271081	Price on Request
16 mm2 Rated current 80 A			
1-phases 16x	Z-GV-16/1P-1TE/16	271074	Price on Request
2-phases 8x	Z-GV-16/1P+N-2TE/16	271075	
3-phases 2x	Z-GV-16/3P-3TE/8	271073	
3-phases 5x	Z-GV-16/3P-3TE/16	271076	
4-phases 4x	Z-GV-16/3P+N-4TE/16	271078	
1m Busbar block (Fork) Z-GV for PLSM, PKNM, PFIM (with Auxiliary Switch), Delivered without end caps			
10 mm2 Rated current 63 A			
1-phase	Z-GV-10/1P-1TE	270339	820
3-phases	Z-GV-10/3P-3TE	271060	1585
3-phases	Z-GV-10/3P-4TE	271080	3345
End cap 1-phase	Z-V-AK/1P	104905	415
16 mm2 Rated current 80 A			
1-phase	Z-GV-16/1P-1TE	271061	975
1-phase + auxiliary switch	Z-GV-16/1P+HS	271062	1515
2-phases	Z-GV-16/1P+N-2TE	271063	1540
3-phases	Z-GV-16/3P-3TE	271064	2010
3-phases + auxiliary switch	Z-GV-16/3P+HS	271065	3170
4-phases	Z-GV-16/3P+N-4TE	271066	3550
4-phases	Z-GV-16/3P+3N-6TE	263142	4065



Function	Part No.	Artcile No.	MRP (Rs.)
Busbar block (Pin) Z-SV-35 for Z-SLS, PLHT, PLHT-V (1.5MU) ,Delivered without end caps			
35 mm2 Rated current 110 A			
3-phases	Z-SV-35/3P	264938	7885
3-phases	Z-SV-35/PLHT-V	264939	7950
4-phases*	Z-SV-35/3P+N-6TE	263110	5185
End cap	Z-V-35/AK/3P	264932	65
Extension terminal for Z-SV-35/PLHT-V a. Z-SV-35/3P	Z-EK/95	264933	925
Extension terminal for Z-SV-35/3P+N-6TE	Z-EK/95-3N	264911	925

■ Normal Stock

Distribution Boards (E Series)

Specifications

- Application standard
  BS EN: 60439-3/ EN: 50298/IS 13032 : 91
- Sheet steel construction powder coated to RAL : 9010
- IP 42 / 43 degree of protection for double door & IP 20 for single door
- Aesthetically designed distribution boards that blends with all interior
- Optimized dimensions with ample wiring space
- Incoming options: Isolator, RCD, RCBO. MCCB for direct connections or Isolator with RCCB in one line

Channel

- Adequate numbers of knockouts, detachable plates of various sizes are provided both at the top and the bottom to enable easy installation and connection of conduits of all sizes.
- Single piece copper busbar to eliminate potential hotspots
- Door earthing to ensure total safety
- Single Phase with 125A Busbar
- Three Phase with 250A Busbar

Single Phase, Type - A

Way	Part No.	Unit MRP	Way	Part No.	Unit MRP
	Single Door			Double Door	
4	ETNSPNSD04	775	4	ETNSPNDD4204	1160
6	ETNSPNSD06	980	6	ETNSPNDD4206	1290
8	ETNSPNSD08	1210	8	ETNSPNDD4208	1420
12	ETNSPNSD12	1530	12	ETNSPNDD4212	1790
16	ETNSPNSD16	1820	16	ETNSPNDD4216	2130

Three Phase, Type - B

Way	Part No.	Unit MRP	Way	Part No.	Unit MRP
	Single Door			Double Door	
4	ETNPNSD04 ■	3220	4	ETNTPNDD4204 ■	3530
6	ETNPNSD06 ■	3620	6	ETNTPNDD4206 ■	3970
8	ETNPNSD08 ■	3940	8	ETNTPNDD4208 ■	4330
12	ETNPNSD12 ■	4960	12	ETNTPNDD4212 ■	5525

Plug and Socket DBs

Rating	Part No.	Unit MRP
	Single Phase	
20A	ETNPS20SP	890

Rating	Part No.	Unit MRP
	Double Phase	
20A	ETNPS20DP	890

Rating	Part No.	Unit MRP
	Three Phase	
30A	ETNPS30TP	1730

■ Normal Stock

Seven Segment PSD DB

Way	Part No.	Unit MRP
	Double Door	
4	ETNPSG7S4204 ■	6140
6	ETNPSG7S4206 ■	8040
8	ETNPSG7S4208 ■	9030
12	ETNPSG7S4212 ■	11110

Eight Segment PSD DB

Way	Part No.	Unit MRP
	Double Door	
4	ETNPSG8S4204 ■	7220
6	ETNPSG8S4206 ■	8170
8	ETNPSG8S4208 ■	9340
12	ETNPSG8S4212 ■	11440

PPI DB Horizontal

Way	Part No.	Unit MRP
	Double Door	
4	ETNPPIH04 ■	5520
6	ETNPPIH06 ■	6530
8	ETNPPIH08 ■	7680
12	ETNPPIH12 ■	9570

PPI DB Vertical

Way	Part No.	Unit MRP
	Double Door	
4	ETNPPIV04	6160
6	ETNPPIV06	6770
8	ETNPPIV08	7190
12	ETNPPIV12	7710
14	ETNPPIV14	8230
16	ETNPPIV16	8700

Metal Enclosure

Module	Part No.	Unit MRP
	Double Door	
2	ETNME002M	310
4	ETNME004M	370

■ Normal Stock

Single Phase, Type - A - IP43

Way	Part No.	Unit MRP
	Double Door	
4	ETNSPNDD4304	1955
6	ETNSPNDD4306	2120
8	ETNSPNDD4308	2315
12	ETNSPNDD4312	2715
16	ETNSPNDD4316	3090

Three Phase, Type - B - IP 43

Way	Part No.	Unit MRP
	Double Door	
4	ETNTPNDD4304	5125
6	ETNTPNDD4306	5465
8	ETNTPNDD4308	5810
12	ETNTPNDD4312	6960

Single Phase, TV TEL DB - IP 43

Way	Part No.	Unit MRP
	Double Door	
4	ETNTVTELSPN04	2815
6	ETNTVTELSPN06	2980
8	ETNTVTELSPN08	3215
12	ETNTVTELSPN12	3580
16	ETNTVTELSPN16	3925s

Three Phase, TV TEL DB - IP 43

Way	Part No.	Unit MRP
	Double Door	
4	ETNTVTELTPN04	5385
6	ETNTVTELTPN06	5700
8	ETNTVTELTPN08	6035
12	ETNTVTELTPN12	7195

■ Normal Stock

MCB Incomer VTPN DB

Way	Part No.	Unit MRP
	Double Door	
4	ETNVTPN06304	6830
8	ETNVTPN06308	8655
12	ETNVTPN06312	10255

MCCB Incomer VTPN DB

Way	Part No.	Unit MRP
	Double Door	
4	ETNVTPN25004	9055
8	ETNVTPN25008	10980
12	ETNVTPN25012	12750

MCCB Incomer VTPN DB - BZM1

Way	Part No.	Unit MRP
	Double Door	
4	ETNVTPN12504	8295
8	ETNVTPN12508	10180
12	ETNVTPN12512	11880

Flexi Tier DBs

Tier	Part No.	Unit MRP
	Double Door	
2	ETN2TRDD4312	3990
3	ETN3TRDD4312	5305
4	ETN4TFDB4308	5515
5	ETN4TFDB4310	5935
6	ETN4TFDB4314	6850

■ Normal Stock

For pricing & technical details of following Din Rail Mounted products, please contact Eaton

- Digital RCD's & Earth Leakage Monitor
- Metering Instruments :
  - Analogue Ammeter & Voltmeter
  - Digital Ammeter and Voltmeter
  - Power Meter
  - Operating Hour & Pulse Counter
- Push Buttons and Indicating Lights
- Contactors
- Relays
  - Undervoltage Relay
  - Undervoltage Monitoring Relay
  - Load Shedding Relay
  - Time Lag Relay
  - Impulse Relay
  - Installation Relay
- Staircase switch
- Industrial Switch
- Rotary Switch
- Light Intensity Switch
- Signaling Devices Buzzer / Bell

Eaton Corporation is a diversified power management company ranked among the largest fortune 500 companies with annual revenues of $21.8 Billion and presence in more than 150 countries worldwide. Eaton's Electrical business is a global leader in Power Distribution, Power Quality, Control, Automation Solutions and Services, Eaton's electrical solutions are a powerful combination of some of the most respected global products lines including Moeller®, Westinghouse®, Cutler-Hammer®, Holec®, MEM® MGE Office Protection Systems TM and Powerware® to meet every power management need of the industrial, Utility, Commercial & Residential Buildings, IT, Misson critical, Alternate Energy and OEM market worldwide.

Eaton Power Quality Pvt. Ltd. is a 100% subsidiary of Eaton Corporation with head office at New Delhi and a network of sales & service offices spread across India, providing solution to industry leading customers to manage electrical power more efficiently, reliably and safely.

Terms & Conditions

1. Prices are Maximum Retail Prices, Ex Warehouse.
2. Prices are subject to change without prior notice.
3. Prices applicable at the time of delivery will be charged.
4. Normal stock items classification is subject to change without prior notice
5. Warranty: Products are covered under warranty for a period of 12 months from the date of supply against any manufacturing defect subject to usage under normal conditions and as per technical parameters set out in technical catalogues and installation manuals.

   Eaton's liability shall be limited to replace/repair the deftective product, at its option, ex warehouse basis, after the defective products is returned to our warehouse/sales office.

Powering Business Worldwide

South Asia Office

Eaton's Electrical Sector
Eaton Power Quality Pvt. Ltd.
6th Floor, Tower B, Plot No. 8, Sector 127,
Noida-201 301. India. Tel.: +91 120 385 5300
Sales Hotline : +91 120 385 5350
Email: eatonpowerqualityindia@eaton.com

Offices Across India

Mumbai
EL Floor, VITS Luxury Business Hotel
Andheri Kurla Road, Andheri (East)
Mumbai - 400 059
Mobile: +91 9320141508, 9321199760
+91 9930997008

Chennai
No. 36, Nehru Street,
Old Mahabhalipuram Road,
Sholinganallur, Chennai-600 119, India
Tel.: +91 9382525656

Bangalore
4th Floor, Prestige Atrium, Central Street
Bangalore 560001, India
Mobile: + 91 9886303226, 7483254778

Pune
145, Off. Mumbai - Pune Road
Pimpri, Pune-411018
Tel.: +91 29 30611886,
Mobile: +91-9326506988

Coimbatore
Mobile: +91-9344893165

Kolkata
Matrix Tower
DN-24, 2nd Floor
Room no. 203
Sector - V, Salt Lake City
Kolkata-700091
Mobile: +91-8334949998

Ahmedabad
Mobile: +91-9377464065

Chandigarh
Mobile: +91-9356924528,
+91-9915945487

www.eaton.com

© 2014 Eaton Corparation All Right Resered India

*** Product information & specification are subject to change due to continuos product evolution. For latest information please contact Eaton sales office.**